

Compact, Light, and Tough Frame for Heavy Duty Applications

# ***KITO LEVER HOIST*** *Model L5*



# KITO LEVER BLOCKS™ Are More Powerful, to Meet Field Needs

Kito's innovative engineering has produced the LEVER BLOCKS much smaller and lighter.

Safety, operability, and ruggedness are the top priorities so that the LEVER BLOCKS perform well in the toughest field conditions.

Designed for all of the applications in the professional field such as transportation, bridge, general construction, civil engineering, shipbuilding, and forestry.

Kito's original free chain adjusting mechanism greatly improves the working efficiency.



# Features

## Unique Operability and Durability!

### Standard of Industries, KITO LEVER BLOCK Model L5



#### Compact size and light weight

KITO original technology has realized innovative downsizing and weight saving. Portability and storing have become better and more convenient, respectively. Operability has also been largely improved at a small place.

#### Adoption of nickel plated chain

The nickel plated chain that KITO has developed originally has a high strength of 1,000N/mm<sup>2</sup>, which is the highest level in the world. Besides toughness, it is also excellent in both corrosion resistance and wear resistance.

\* Since anticorrosive effect depends on chemicals, please consult us beforehand.

#### Adoption of high strength frame

The frame is integral structure made of carbon steel for machine construction. For load bearing supports, induction hardening (patent) has been applied. The strength has also increased outstandingly by increasing in thickness.

#### Lever strength increase

Lever strength (bending, torsion, and lever support) has improved remarkably by reviewing the shape and the thickness of the lever.

#### Hook latch with departure prevention

A hook latch has been designed to fix certainly. The increase of the hook latch thickness has also resulted in strong resistance for deformation and damage.



#### Weight saving hook


Alloy steel for machine structures has been adopted for the hooks of LB025 to LB090 with large capacities. This has allowed weight saving without changing the overall size.

#### Reliable brake performance (Mechanical brake)

A dry condition brake has been designed to have strong braking force due to original structure (non-asbestos material adoption).


#### Maintenance improvement by adopting cap nuts

Cap nuts are used to tightening a gear case and a brake cover. The maintenance improves substantially without damaging screws.



#### KITO original idling device

If you have only to pull up the handle grip of an idling device, you can speedily perform the adjustment to get the necessary lifting height.



Pull up



Adjust speedily

#### [Option] KITO load signal



This is an overload sensing device, which displays an overload indication (green -> red) in the window of the lever at the same time that the lever tip (handle grip portion) bends in overload working.

#### Bottom Yoke with safety guard



This serves as the guard to prevent the nuts of chain pins and split pins from undergoing deformation and damage during horizontal pulling work.

7 standard capacities with wide range from 0.8t to 9t. Choose the



Optional hook for special tip-loading applications



Shape is cut out with special tip so it can hook on to the edge of steel plate making it suitable for certain shipbuilding or plate working applications. (Not suitable for general load holding, taking-up, or lifting applications – use standard hook instead).

one that best suits your application.




**LB063**  
**6.3t**

**LB090**  
**9t**

Special Fixture for Wire Rope


## KITO CLIP

Kito Clip is a fixture for wire rope developed for combined use with a Lever Block or Chain Block. It's easy to use and economical.



**Features:**

- Can be fixed easily in any location along a wire.
- Wire is firmly gripped by simply inserting the wire into the frame and pulling.
- Features a special groove that protects the wire.
- Economical and versatile.

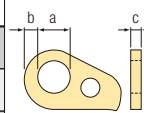


**Application examples:**

- Horizontal pulling of load
- Logging in mountains
- Uprooting (stump pulling)
- Horizontal pulling of machines

### Specifications and Dimensions

Rated load (W.L.L.) (t)	Code	Applicable wire rope diameter (mm)	Mass (Net weight) (kg)	Cam dimensions (mm)		
				a	b	c
0.75	KC100	8 to 10	0.9	34	16	10.5
1.5	KC140	12 to 14	2.0	42	19	15.5
3	KC200	16 to 20	4.8	48	20	18



### Specifications and Dimensions

Rated load (W.L.L.) (t)	(t)	0.8	1	1.6	2.5	3.2	6.3	9
Code		LB008	LB010	LB016	LB025	LB032	LB063	LB090
Standard lift (m)	(m)	1.5	1.5	1.5	1.5	1.5	1.5	1.5
Hand-pull to lift full load (N) [kg]	(N) [kg]	284 [29]	353 [36]	333 *2 [34]	363 *2 [37]	363 *2 [37]	372 *2 [38]	382 *2 [39]
Load chain diameter x chain fall (mm)	(mm)	5.6x1	5.6x1	7.1x1	8.8x1	10x1	10x2	10x3
Test load (kg)	(kg)	1200	1500	2400	3800	4800	7900	11300
Mass (Net weight) *1 (kg)	(kg)	5.7	5.9	8	11.2	15	26	40
Shipping weight (Approx.) (kg)	(kg)	6	6.2	8.3	11.6	16	27	42
Weight for additional one meter of lift (kg)	(kg)	0.7	0.7	1.1	1.7	2.3	4.7	7
Dimensions (mm)	a	144	144	159	173	190	190	190
	b	119	119	126	150	159	217	304
	C	280	300	335	375	395	540	680
	D	245	245	265	265	415	415	415
	e	97	97	100	102	112	112	112
	g	23.5	29	32	36.5	39	50	72.5
	s	35.5	42.5	42.5	47	50	60	85
	t	14	15	19	21	24.5	34	41.5

•The load-lifting height can be set according to the user's application. However, no addition to the chain to increase the length is possible as Kito chains are heat treated. When ordering, specify the length of chain in advance or consult your local Kito distributor.

•Lever Blocks with Kito Load signal (overload detection unit) are also available.

\*1: The mass(Net weight) is for the standard load-lifting height.

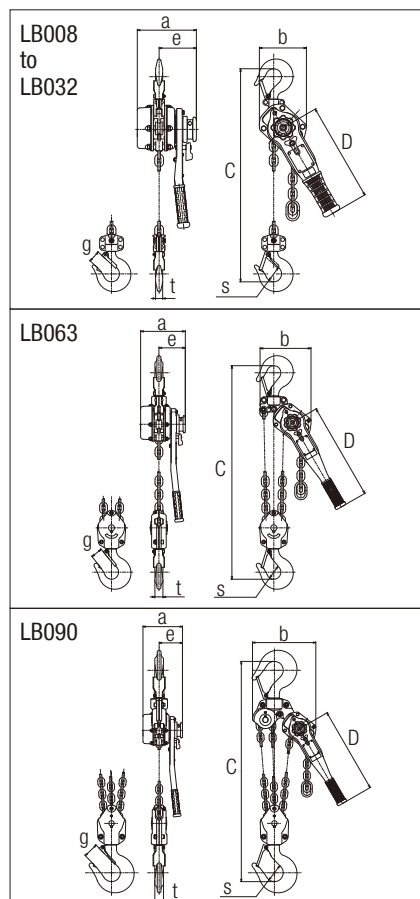
\*2: Does not accord with EN13157

**Operating environmental conditions**


Operating temperature range: -40°C to +60°C

Operating humidity range: Use the hoist at under 100%RH. This product cannot be used in water.

•Kito Clip is not designed as a fixture for slinging.



Extremely compact, lightweight,  
portable design for ease of use in elevated work positions.  
Small hand-pull force for highly reliable pulling and lifting to the last click.



### Reliable load-holding performance

The LX series, designed with a single-step reduction gear, is characterized by a small manual fastening force and assured load holding. Reliable load fastening can be provided to the last clicking of the lever.

### Extremely compact and light

Kito's innovative technology makes the LX series extremely compact and light. It's very easy to carry, and easy to use, even in tight quarters or in elevated work locations. What's more, it can be conveniently stored in a special carrying case (LX003 only).

### Nickel-plated chain

Kito's unique R&D produces world-class performance. The grade 100(1000 N/mm<sup>2</sup>) chain, made from a special high strength alloy, features an unbeatable combination of toughness and resistance to corrosion & wear. (For special environments consult your Kito distributor since corrosion resistance varies depending on corrosives involved)

Net weight of just  
**1.6kg!**  
(LX003)

*Perfect Fastening*

**KITO LEVER BLOCK™** **LX** Series 250kg/500kg

- Load fastening
- Tension
- Lifting/lowering
- Anchoring
- Positioning
- Distortion correction
- Alignment of structures
- Other load handling

For details please refer to the "KITO LEVER BLOCK™ LX Series" catalog.

- The functions and performance of the products mentioned in the catalog have been designed based on the related regulations and standards. If they are used for other than their intended purposes such as being integrated into your equipment, we will not take any responsibility for accidents attributable to their unintended usages as well as guarantee their performance and functions. Never remodel our products.
- When you want to use our products for special purposes, consult us in advance.
- When you want to export our products, consult us in advance. There are different standards and regulations from one destination to another.
- It is prohibited to reprint, copy or divert all the information in this catalog (product patents, trademarks, photos, designs, copies, illustrations, etc.) without our consent.
- The specifications in this catalog are partly subject to change without prior notice.
- Product specifications may vary depending on the country. For more details please contact the nearest KITO dealer.

**KITO**

KITO CORPORATION  
SHINJUKU NS Bldg. 9F, 2-4-1 Nishi-Shinjuku, Shinjuku-ku, Tokyo 163-0809 JAPAN  
TEL: +81-3-5908-0180 FAX: +81-3-5908-0189  
www.kito.co.jp

Distributed by:

